

BASEBOARD BI800

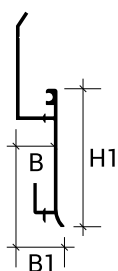
PRODUCT DESCRIPTION



Patented aluminium baseboard composed of two elements. The base element, characterizing the lower part ensures durability and wear resistance. It is available in silver anodized aluminium and can be glued or screwed to the wall. The interlocking upper element covers the base element creating an innovative aesthetic effect. A wonderful separation of two elements using materials and colors that differ from each other.

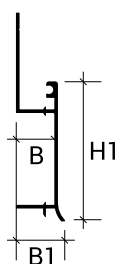
TECHNICAL FEATURES

Length: 2,70 meters



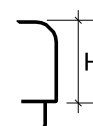
BIM 800 ASN

H1 = 50 mm
B1 = 17.5 mm

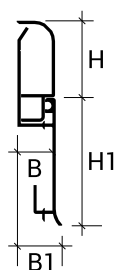


BIB 800 ASN

H1 = 50 mm
B1 = 17.5 mm

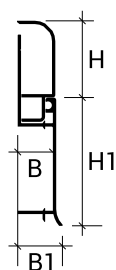


BI 800



BIM 800 ASN + BI 800

H1 = 50 mm
B1 = 17.5 mm



BIB 800 ASN + BI 800

H1 = 50 mm
B1 = 17.5 mm

MATERIAL DESCRIPTION

Aluminum

The primary aluminum alloy EN AW-6060 in T6 temper is suitable for complex extrusions, offering high strength and an excellent natural surface finish that lends itself well to subsequent finishing processes.

ANODIZED ALUMINUM:

The anodic oxidation process provides protection against corrosion caused by atmospheric agents, without involving galvanic treatments.

According to the EN 12373 standard, the profiles are treated with preventive processes that make them uniformly opaque, subsequently they are coloured through an electro-chemical oxidation process in the standard colours Silver, Gold, Bronze, Copper and Titanium with a thickness of up to 10 microns.

POWDER COATED ALUMINUM:

Powder coating begins with a chromium phosphate pre-treatment, followed by electrostatic application of polyester powders that offer high resistance to U.V. rays and atmospheric agents. The entire surface of the profile is coated with an average thickness of approximately 60 microns. A hot cross-linking polymerization process is then carried out to ensure maximum chemical and mechanical resistance.



AS



A50



RO oak

ACCESSORIES



BIE



BII



BIT

baseboard >> BIB - BASE Interlocking pieces in Anodized Aluminum combinable with the "TOP" mentioned in the tables below

Item	B mm	Finish
BIB800ASN270	15	AS - BASE Silver

baseboard >> BIM - BASE Interlocking baseboard which covers the waterproof layer in Anodized Aluminum combinable with the "TOP" in the tables below

Item	B mm	Finish
BIM800ASN270	15	AS - BASE Silver

baseboard >> BI - TOP Interlocking pieces in Anodized Aluminum

Item	HxB mm	Finish
BI800ASN270	30x15	AS - Silver

baseboard >> BI - TOP Interlocking pieces in Powder Coated Aluminum Modern Line

Item	HxB mm	Finish
BI800A50270	30x15	A50 - Embossed Micaceous

baseboard >> BI - TOP Interlocking pieces in Wood "BiColor" effect

Item	HxB mm	Finish
BI800RO270	30x15	RO - Polished Oak
BI800RON270	30x15	RO - Natural OAK

baseboard >> BII Internal corner in Plastic

Item	HxB mm	Finish
BII800PS	x	PS - Silver

baseboard >> BIE External corner in Plastic

Item	HxB mm	Finish
BIE800PS	x	PS - Silver

baseboard >> BIT End cap in Plastic

Item	H mm	Finish
BIT800PSSETDS		PS - Silver

Profilitec S.p.A.

Via Scotte, 3 - 36033 Isola Vicentina (Vicenza), ITALY
Tel: +39 0444 268311
e-mail: profilitec@profilitec.com

Profilitec Corp.

e-mail: customerservice@profilitec.com

Profilitec Ibérica, S.L.U.

e-mail: iberica@profilitec.com

Profilitec France

e-mail: france@profilitec.com

APPLICATION

1. Check that the substrate is solid, flat, clean, degreased and dry, verifying that the application temperature is not lower than 15°C in case of gluing;
2. Cut the profile to the required length;
3. Secure the profile or its profile support base using wall plugs and countersunk screws. Alternatively, if the wall substrate allows, use FIXXTEC to secure the back of the base or profile;
4. Apply the profile with uniform pressure without hammering;
5. Subsequently, at the end of the work, apply the front profile if required, fitting it up to the lower stop;
6. Remove any adhesive residue from the profile immediately.

N.B.: Aluminum profiles offer limited resistance to alkaline substances, so their use must be evaluated according to the expected chemical aggressions. Aluminum profiles in contact with cementitious substances can be attacked by corrosion processes, so residues of used adhesives and sealants should be removed immediately. When laying, the right amount of adhesive must be used and the right drying times observed, avoiding creating cavities in which water can stagnate, which would lead to the formation of alkaline substances (aluminum hydroxide) and trigger corrosive electrolytic phenomena.

CLEANING AND MAINTENANCE

ALUMINIUM:

Aluminum requires no special maintenance.

For cleaning, use colorless alcohol diluted in water or neutral detergents, avoiding acidic ones (e.g., hydrochloric or hydrofluoric acid); use non-abrasive sponges or cloths to avoid damage. We recommend not applying cleaners directly to surfaces. After cleaning, rinse with water and dry immediately with a soft cloth. Avoid polishes. Quickly remove residual cement or grout to protect the surface.

WARNINGS

These profiles must be handled with care, taking care to use cut-resistant gloves. The instructions and requirements contained herein, while based on our experience, are to be considered purely indicative and must be confirmed by exhaustive practical applications. Profilitec declines all responsibility for any damage to persons or property resulting from improper use of the product. The user is responsible for determining whether or not the product is suitable for use and assumes all responsibility for any damage resulting from incorrect installation of the material.

BILL OF QUANTITIES ITEM

Supply and installation of profile in _____ (material), with finish _____
 _____ (see Material Description section) of characteristic size _____ mm, as a floor closing
 profile and protection of the turned-up waterproofing sheath.

Family type _____ of the Profilitec company as a skirting profile to be applied on supports to be
 fixed to the wall to be supplied and installed according to the rules of the art respecting the methods and fields of
 application indicated by the manufacturer.

Profile length: 2700 mm

Profile SKU: _____

Material: _____ €/m

Installation: _____ €/m

Totale price: _____ €/m

Profilitec S.p.A.
 Via Scotte, 3 - 36033 Isola Vicentina (Vicenza), ITALY
 Tel: +39 0444 268311
 e-mail: profilitec@profilitec.com

Profilitec Corp.
 e-mail: customerservice@profilitec.com

Profilitec Ibérica, S.L.U.
 e-mail: iberica@profilitec.com

Profilitec France
 e-mail: france@profilitec.com